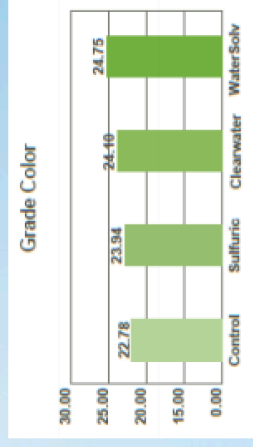
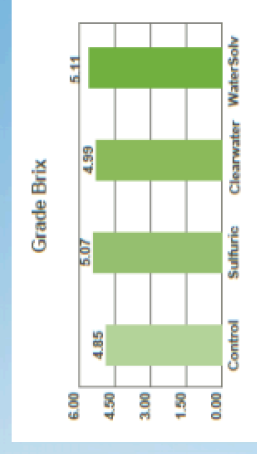
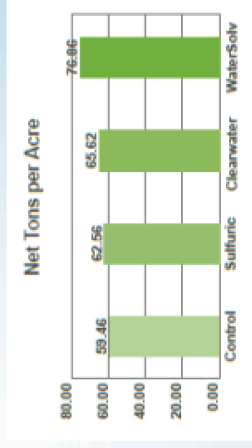


# TOMATO TRIAL



Densities	Acres	Net Tons per Acre	Net Paid Tons per Acre	Net Weight Tons	Paid Weight Tons	Weight Delta	Grade Worm %	Grade Mold %	Grade Green %	Grade MOT %	Grade LU %	Grade Color	Grade Brix	Grade pH
Control	23.93	59.46	55.98	1,422.95	1,339.65	5.85%	0.01%	0.60%	0.69%	3.13%	0.48%	22.78	4.85	4.41
Sulfuric + BioFlora	20.40	62.56	58.62	1,276.21	1,195.81	6.30%	0.00%	0.28%	1.18%	3.36%	0.33%	23.94	5.07	4.40
ClearWater + ProMaxx	17.67	65.62	59.43	1,159.55	1,050.11	9.44%	0.00%	0.38%	1.36%	5.75%	0.45%	24.10	4.99	4.39
WaterSolv+Bactor Boost	19.57	76.86	73.49	1,504.06	1,438.20	8.67%	0.00%	0.24%	0.47%	3.39%	0.28%	24.75	5.11	4.39